

# 27 4x50m Freestyle Men Final

Official

NZR

Open New Zealand Short Course  
Record

1:25.98

2023-08-10

Club 37















 Hawkes Bay Club 37


☰ Entries



☰ Heats







☰ Summary

## Total

Rank	Competitor	Age	Club	RT	PTS	Result
1	 Club 37 A	13	 Club 37	0.60		<b>1:28.42</b> Entry: 1:27.60 (+0.82)
	Carter Swift	25 (0.60)	11.26	21.77		
	Zachary Dell	23 (0.26)	11.82	43.68		
	Jack Hendy	23 (0.12)	11.58	1:05.44		
	Lewis Clareburt	25 (0.20)	12.14	1:28.42		
2	 Coast Swimming Club A	13	 Coast Swi...	0.67		<b>1:30.36</b> Entry: 1:31.44 (-1.08)
	Cameron Gray	21 (0.67)	11.28	21.82		
	Sam Brown	20 (0.38)	11.90	44.66		
	Igor Russanov	17 (0.49)	11.78	1:07.20		
	Liam Curling	15 (0.23)	12.19	1:30.36		
3	 North Shore Swimming Club A	13	 North Shor...	0.63		<b>1:31.47</b> Entry: 1:33.57 (-2.10)
	MacAllister Clark	22 (0.63)	11.87	23.06		
	Cooper Morley	20 (0.27)	11.61	45.37		
	Henry Williams	21 (0.62)	12.09	1:08.39		
	Blair Helms	22 (0.29)	12.25	1:31.47		
4	 Swimming Queensland A	13	 Swimming ...	0.77		<b>1:31.96</b> Entry: 1:34.93 (-2.97)
	Max Cunningham (V)	15 (0.77)	11.93	23.60		
	Ethan Slatter (V)	16 (0.36)	12.13	46.69		
	Charlie Lutton (V)	17 (0.42)	11.99	1:09.81		
	Charlie Russell (V)	17 (0.11)	11.63	1:31.96		
5	 United Swimming Club A	13	 United Swi...	0.66		<b>1:33.01</b> Entry: 1:35.07 (-2.06)
	Mohamed Masoud	29 (0.66)	12.22	23.39		
	James Crosbie	18 (0.26)	12.05	46.64		
	Hara Hughes	18 (0.15)	12.72	1:10.46		
	Ryan Peck	18 (0.26)	11.90	1:33.01		
6	 Jasi Swim Club A	13	 Jasi Swim ...	0.69		<b>1:33.67</b> Entry: 1:33.69 (-0.02)
	Hugo Wrathall	19 (0.69)	12.00	23.15		
	MunChi Jager	16 (0.38)	12.45	47.26		
	Hamish Inwood	17 (0.39)	12.49	1:11.12		
	Oliver Lutton	19 (0.41)	11.72	1:33.67		
7	 Coast Swimming Club B	13	 Coast Swi...	0.68		<b>1:35.25</b> Entry: 1:36.26 (-1.01)
	Sam Kenny	18 (0.68)	12.55	24.20		
	Blake Faleafa	18 (0.31)	12.39	47.70		
	Donald Tian	14 (0.19)	12.54	1:11.46		
	Jonathan Swanepoel	17 (0.32)	12.48	1:35.25		

8	 Swimming Queensland B	13	 Swimming ...	0.63	<b>1:36.52</b> Entry: 1:41.10 (-4.58)
	Oscar Kolenbet (V)	15	(0.63)	12.27	24.23
	Jake Tysoe (V)	16	(0.19)	12.72	48.22
	Cael Eley (V)	16	(0.36)	12.71	1:12.57
	Leny Grigor (V)	15	(0.17)	12.75	1:36.52
9	 UWA-West Coast Swimming...	13	 UWA-West ...	0.69	<b>1:36.65</b> Entry: 1:38.38 (-1.73)
	Lucas Wilson (V)	20	(0.69)	12.33	23.86
	Luke O'Sullivan (V)	16	(0.38)	12.61	48.11
	Danilo Zoric (V)	16	(0.28)	13.10	1:12.97
	Julian Leone (V)	20	(0.37)	12.39	1:36.65
10	 South Australia A	13	 South Austr...	0.71	<b>1:37.44</b> Entry: 1:42.31 (-4.87)
	Clancy Luscombe (V)	19	(0.71)	12.19	24.16
	Harrison Biddell (V)	19	(0.32)	12.25	47.59
	Ryan Clifford (V)	19	(0.42)	13.00	1:12.19
	Fletcher Luscombe (V)	22	(0.31)	13.35	1:37.44
11	 SwimZone Racing A	13	 SwimZone ...	0.68	<b>1:37.49</b> Entry: 1:39.38 (-1.89)
	Daniel Williams	18	(0.68)	12.20	23.56
	Michael Smith	17	(0.16)	13.06	48.60
	Wairongo Ihimaera	16	(0.08)	13.46	1:14.12
	Kayne Howat	16	(0.21)	12.22	1:37.49
12	 Nga Tai Tuatea a Taraika Sw...	13	 Nga Tai Tu...	0.67	<b>1:37.70</b> Entry: 1:40.41 (-2.71)
	Luojingxi Chen	15	(0.67)	12.22	24.08
	Luke Kuggeleijn	21	(0.32)	12.67	48.69
	Curtis Mellsop	21	(0.20)	12.90	1:14.16
	Alessandro Esposito	20	(0.39)	12.37	1:37.70
13	 St Paul's Swimming Club A	13	 St Paul's S...	0.66	<b>1:38.03</b> Entry: 1:39.63 (-1.60)
	Caign Boonen	16	(0.66)	12.60	24.33
	Corne Diener	16	(0.52)	12.62	48.76
	John Park	16	(0.48)	13.01	1:13.80
	Finn Freemantle	15	(0.32)	12.70	1:38.03
14	 Mt Maunganui Swimming Cl...	13	 Mt Maunga...	0.67	<b>1:38.04</b> Entry: 1:40.60 (-2.56)
	Dominic Fawkner	20	(0.67)	12.20	23.79
	Braith Swanberg	17	(0.31)	12.94	48.24
	Flyn Beattie	16	(0.43)	12.80	1:12.97
	Matthew Wagstaff	20	(0.32)	13.40	1:38.04
15	 Tawa Swimming Club A	13	 Tawa Swim...	0.76	<b>1:38.33</b> Entry: 1:41.79 (-3.46)
	Nathan Webber	17	(0.76)	12.91	25.19
	Lucas Commerford	15	(0.23)	12.91	49.98
	Roman Anderson	15	(0.16)	13.12	1:14.46
	Ollie Robinson	17	(0.32)	12.45	1:38.33
16	 North Shore Swimming Club B	13	 North Shor...	0.69	<b>1:38.79</b> Entry: 1:37.91 (+0.88)
	Elwin Bao	16	(0.69)	12.62	24.57
	Jacob Humphries	15	(0.42)	12.46	48.43
	Asher Smith-Franklin	18	(0.51)	13.24	1:13.89
	Luke Jackson	17	(0.52)	12.86	1:38.79

17	 Pirates Swim Team A	13	 Pirates Swi...	0.65	<b>1:39.20</b> Entry: 1:40.86 (-1.66)
	Sean O'Connor-Close	19	(0.65) 12.80	24.75	
	Ionatana BakerSefo	16	(0.05) 12.77	48.83	
	Declan Broadfoot	14	(0.20) 13.01	1:13.72	
	Harry Edwards	15	(0.41) 13.35	1:39.20	
18	 Kiwi ASC A	13	 Kiwi ASC	0.62	<b>1:39.92</b> Entry: 1:41.57 (-1.65)
	Noah Brummitt	16	(0.62) 12.50	24.16	
	Taka Sugiyama	16	(0.25) 13.44	49.78	
	William McFarlane	16	(0.44) 13.37	1:15.76	
	Alfie Weatherston Harvey	16	(0.17) 12.72	1:39.92	
19	 Aquagym Swimming Club A	13	 Aquagym S...	0.71	<b>1:40.01</b> Entry: 1:41.65 (-1.64)
	Alex Gibson	15	(0.71) 12.78	25.05	
	Nico Solodi	18	(0.17) 13.18	49.95	
	Ethan Cone	19	(0.40) 13.14	1:15.28	
	Ben Isles	19	(0.32) 12.73	1:40.01	
20	 North Canterbury Swim Club...	13	 North Cant...	0.70	<b>1:40.43</b> Entry: 1:41.06 (-0.63)
	Jackson Close	16	(0.70) 12.91	25.17	
	Emeric Savry	15	(0.30) 13.57	51.05	
	Robert Thompson	16	(0.17) 13.09	1:16.35	
	Rylind Wheeler	16	(0.32) 12.76	1:40.43	
21	 Porirua City Aquatics A	13	 Porirua City...	0.71	<b>1:41.22</b> Entry: 1:41.60 (-0.38)
	Joseph Reiher	17	(0.71) 13.02	25.00	
	Jayden Ng	14	(0.24) 13.77	51.16	
	Felix Thomas	15	(0.43) 13.30	1:16.24	
	Eric Yuan	16	(0.39) 13.22	1:41.22	
22	 Blenheim Swimming Club A	13	 Blenheim S...	0.68	<b>1:41.76</b> Entry: 1:42.83 (-1.07)
	Max Skehan	16	(0.68) 12.61	24.33	
	Finlay McNabb	16	(0.45) 13.70	50.63	
	Jack Bugler	22	(0.26) 14.20	1:18.25	
	Jack Love	18	(0.18) 12.26	1:41.76	
23	 Nga Tai Tuatea a Taraika Sw...	13	 Nga Tai Tu...	0.68	<b>1:42.04</b> Entry: 1:43.43 (-1.39)
	Thomas Logger	20	(0.68) 12.90	24.99	
	Jayden Dickison	15	(0.33) 13.34	50.51	
	Benjamin Kuggeleijn	18	(0.45) 13.33	1:16.14	
	Charlie Dickison	14	(0.32) 13.52	1:42.04	
24	 UWA-West Coast Swimming...	13	 UWA-West ...	0.76	<b>1:43.68</b> Entry: 1:43.76 (-0.08)
	Zach O'Sullivan (V)	15	(0.76) 13.45	26.20	
	Jeremy Colman (V)	15	(0.41) 13.13	51.78	
	Zavier Leone (V)	14	(0.68) 13.69	1:17.94	
	Joshua Leighton (V)	14	13.60	1:43.68	
25	 Wharenui Swim Club A	13	 Wharenui S...	0.74	<b>1:44.80</b> Entry: 1:38.45 (+6.35)
	Soeren Wells	15	(0.74) 12.88	25.15	
	Hylton Stracey	14	(0.43) 13.62	51.37	
	Matthew Cleverly	17	(0.39) 13.73	1:17.89	
	Jayden Lee	13	(0.29) 14.14	1:44.80	

26		Olympique Noumea Nation A		13		Olympique ...		0.76	<b>1:45.14</b> (-0.86) Entry: 1:46.00	
		Kenzo Meudal Takase (V)	16			(0.76)	13.43			25.75
		Karyl Laigle (V)	14			(0.48)	13.63			52.06
		Antoine Baldovini (V)	14			(0.58)	14.99			1:21.11
		Noa Bonhomme (V)	15			(0.04)	12.70			1:45.14
27		St Paul's Swimming Club B		13		St Paul's S...		0.75	<b>1:47.97</b> (-1.10) Entry: 1:49.07	
		Simiosi Tukia	14			(0.75)	13.40			25.90
		James Heap	13			(0.34)	14.52			53.85
		Christopher Tilley	15			(0.28)	14.25			1:21.24
		Ian Chen	19			(0.46)	13.93			1:47.97
28		Porirua City Aquatics B		13		Porirua City...		0.63	<b>1:49.45</b> (-0.74) Entry: 1:50.19	
		Cody Chen	13			(0.63)	14.60			28.40
		Asher Thomas	13			(0.40)	14.58			56.13
		Justin Wang	14			(0.30)	14.44			1:23.75
		Lewis Parker	15			(0.41)	13.34			1:49.45